

SA ASSET  
MANAGEMENT  
PRIVATE CLIENTS

LOCAL DIVIDEND SHARE PORTFOLIO



# SA ASSET MANAGEMENT LOCAL DIVIDEND SHARE PORTFOLIO



As of 2026/06/30

## Overview

The SA Asset Management Local Dividend Portfolio aims to provide investors with a dependable and consistent income stream through dividends. The portfolio will be strategically diversified and will invest in reputable established companies with a history of reliable dividend payouts. Our priority lies in selecting companies that have demonstrated consistent dividend growth, indicating strong financial stability and a commitment to rewarding shareholders.

The main objective of SA Asset Management is to build a private portfolio based on in-depth discussions with each client to achieve the specific goals that has been set through mutual agreement. The portfolio will be biased towards market-leading companies and will invest in the South African market.

## Investment Criteria

Our investment strategy is to hold long-term positions in large cap companies with a market cap greater than R10 billion, which shows high investment quality across different business cycles while keeping a strong earnings growth through these periods.

## Risk Description

A growth investor values long-term inflation beating returns at moderate to high levels of risk. An investor may endure temporary drawdowns in capital value over the medium to long term, in exchange for longer-term capital growth. This portfolio holds a high exposure to equities, which in turn increases the portfolio's volatility.

## Key Facts

<b>Portfolio Managers</b>	SA Asset Management
<b>Launch date</b>	December 2021
<b>Portfolio Timeframe</b>	7+ Years
<b>Risk Strategy</b>	High
<b>Platform Availability</b>	Glacier International, Momentum International, SPW, DMA, Old Mutual International
<b>Dividend Yield</b>	7,14%

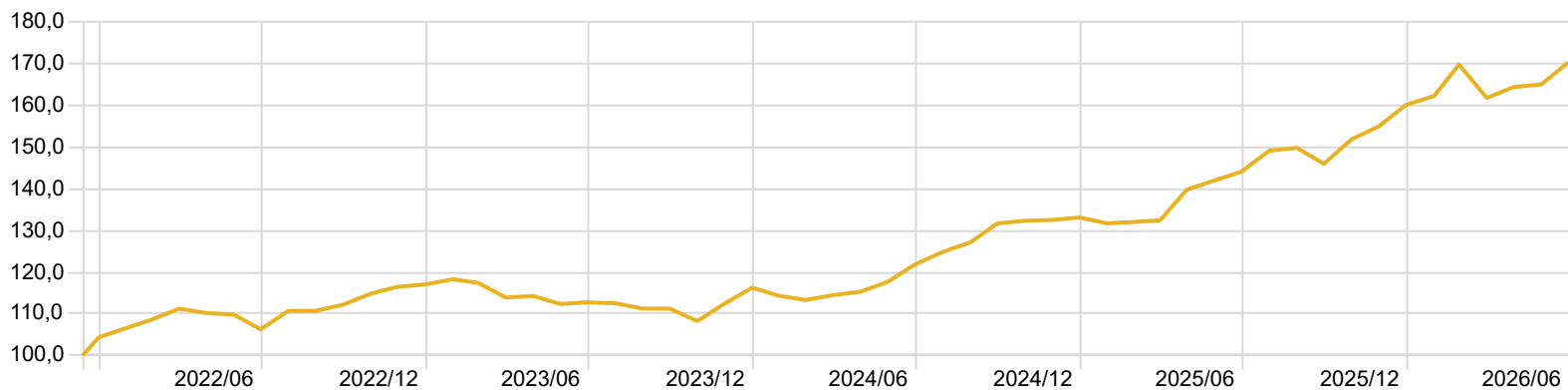
## Fees

Portfolio Management Fee incl. VAT: 1.15%

Please note: Performance is calculated Net of Fees Excluding VAT

Please note that the Total Expense Ratio (TER) of the underlying funds, administration, platform as well as advisor fee can be obtained from your proposal. A schedule of fees, charges and maximum commissions is available on your request.

## Investment Growth - 5 Year (ZAR)

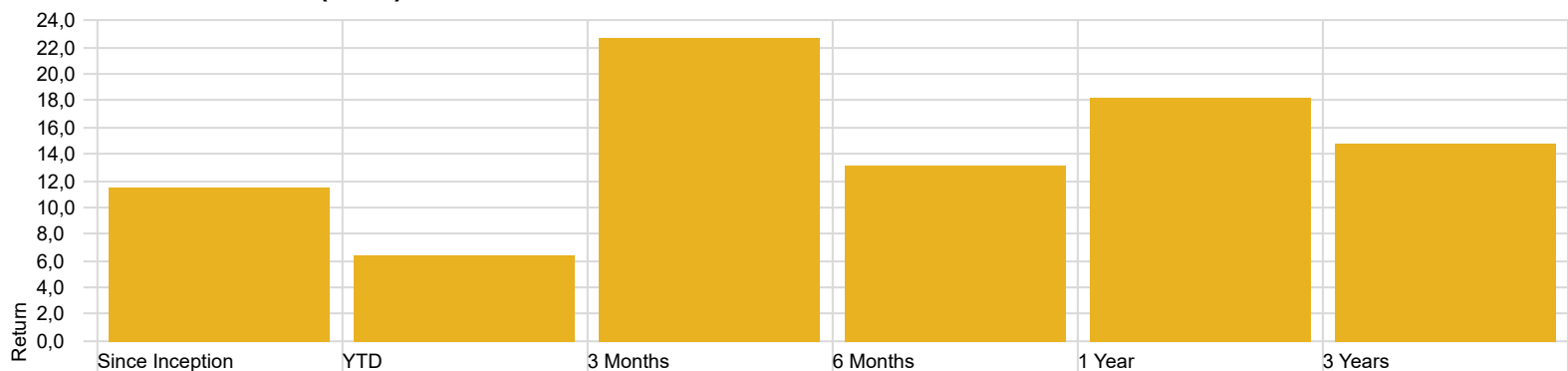


— SA Asset Management Domestic Dividend Portfolio

## Returns (ZAR)

	Since Inception	YTD	3 Months	6 Months	1 Year	3 Years
SA Asset Management Domestic Dividend Portfolio	11,48	6,33	5,25	6,33	18,14	14,71

## Annualized Returns (ZAR)



— SA Asset Management Domestic Dividend Portfolio

**DISCLAIMER:** Johannesburg Security and Portfolio Management Pty Ltd t/a SA Asset Management (Reg No 1995/006481/07) ("SA Asset Management") is a licensed Financial Services Provider ("FSP") in terms of the Financial Advisory and Intermediary Services Act, 37 of 2002 ("FAIS Act"), with FSP number 589, regulated by the Financial Sector Conduct Authority. This document and any other information supplied in connection with the financial product ("product") is not "advice" as defined and/or contemplated in terms of the FAIS Act and investors are encouraged to obtain their own independent advice prior to investing in the product. Any investment is speculative and involves significant risks and therefore, prior to investing, investors should fully understand the product and any risks associated with the product. Investments in securities are generally medium to long term investments. The value of the product may go down as well as up and past performance is not necessarily a guide to the future. SA Asset Management and its affiliates disclaims and assumes no liability for any loss or damage (direct, indirect or consequential) that may be suffered from using or relying on the information contained herein.

## Return / Risk Analysis (ZAR)

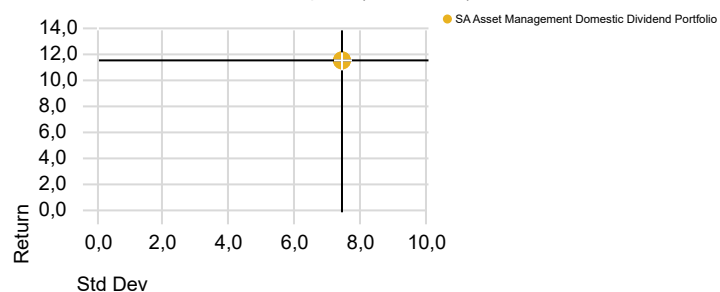
Time Period: Since Inception to 2026/06/30

Calculation Benchmark: Satrix Dividend Plus Index C

Best Month	5,57
Worst Month	-4,70
Std Dev	7,43
Sharpe Ratio	0,56
Max Drawdown	-8,47
Tracking Error	11,11

## Risk-Reward

Time Period: Since Common Inception (2022/01/01) to 2026/06/30

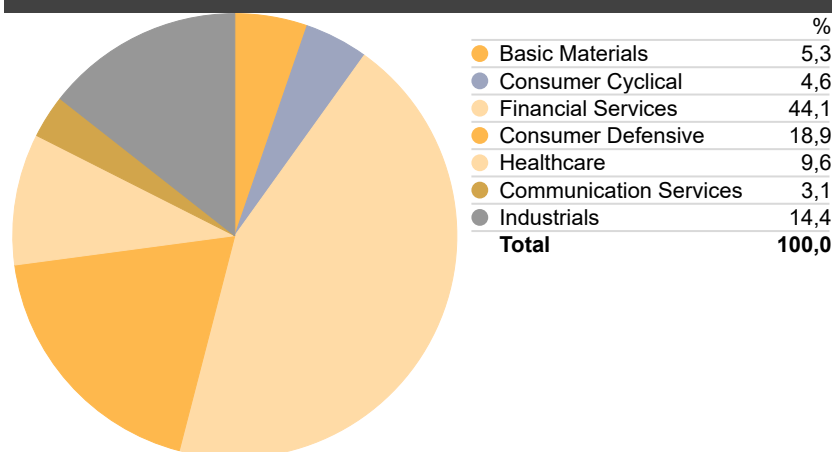


## Top 10 Holdings



Company	Domicile	Sector	12 Mo Yield
Coronation Fund Managers Ltd	South Africa	Financial Services	10,93
Netcare Ltd Pref Share	South Africa	Healthcare	9,20
Standard Bank Group Ltd Pref Share	South Africa	Financial Services	8,75
Grindrod Ltd Pref Share	South Africa	Industrials	8,59
Truworths International Ltd	South Africa	Consumer Cyclical	8,35
Discovery Ltd Pref Share	South Africa	Financial Services	7,96
Nedbank Group Ltd	South Africa	Financial Services	7,85
British American Tobacco PLC	United Kingdom	Consumer Defensive	5,61
Oceana Group Ltd	South Africa	Consumer Defensive	4,18
BHP Group Ltd	Australia	Basic Materials	3,26

## Sector Exposure



## Regional Exposure

